

HOT
SONGS

KATE

KATE

BUSH

BUSH

8 Songs for Piano Vocal with Guitar Boxes

**HOT
SONGS**

KATE

| | |
|----------------------|----|
| ARMY DREAMERS | 28 |
| BABOOSHKA | 5 |
| BREATHING | 8 |
| CLOUDBUSTING | 32 |
| HAMMER HORROR | 17 |
| HOUNDS OF LOVE | 20 |
| RUNNING UP THAT HILL | 11 |
| WUTHERING HEIGHTS | 2 |

BUSH

First published 1987
This edition published 1993



© International Music Publications Limited
Southend Road, Woodford Green, Essex IG8 8HN, England

Reproducing this music in any form is illegal and forbidden
by the Copyright, Designs and Patents Act 1988

WUTHERING HEIGHTS

Words and Music by
KATE BUSH

Very slowly (with expression)

mp

A F E C# A F

Out on the wind-ing, win-dy moors we'd roll and fall in green. You had a tem-per, like my jea-lous-y -

E C# A F

Too hot, too gree - dy, How could you leave me, when I need-ed to I'm com-ing back love, cru-el Heath - cliff,

E C# Ab

pos-sess - you? I hat - ed you, I loved you too, my one - dream, my on - ly mas - ter

Ebm7 Gb Fsus4 Ebm7 Gb Fsus4

Bad dream in the night, Too long I roam in the night, They told me I was going to lose the fight I'm coming back to his side to put it right.

mf

Ebm7 Gb Fsus4

Leave behind my } Wuth-er-ing, Wuth-er-ing, Wuth-er-ing Heights, Heath -
I'm coming home to

CHORUS Gb Ebm7 Ab7 Db Gb Ab7

cliff, It's me I'm Cath-y, come home and I'm so cold, let me in your-

f

Db Gb Db Gb A

win-dow Heath - win-dow

To Coda

Oh! It gets dark, it gets lone - ly, — On the oth - er side — from you. —

F E C#

I pine — a lot, I find — the lot — falls through with - out — you. —

A F E C# *D.S. (with repeats) at Coda*

⊕ CODA Oh! — Let me have it, — let me grab — your soul — a - way. —

Bbm Ab Gb Ebm Db

You know — it's me, — Cath - y. — Heath-

Bbm Gb Bbm *To Chorus and repeat till fade*

BABOOSHKA

Words and Music by
KATE BUSH

Moderato

mf

3

3

The piano introduction consists of two staves. The right hand features a melodic line with two triplet figures. The left hand provides a steady accompaniment of quarter notes.

Eb/G Abm Db/F Eb/G Ebm

(Ba-boosh - ka) (Ba-boosh - ka) She want-ed to test her hus-band
She want-ed to take it fur-ther

3 3 3

This system includes guitar chord diagrams for Eb/G, Abm, Db/F, and Ebm. The lyrics are written below the vocal line, with triplet markings above the notes.

Db Cb Eb/G Cbmaj7 Bbm7 Abm7 Db/F

She knew ex-act - ly what to do A pseu-do-ny-m to fool him_ She could-n't have made a
So she ar-ranged a place to go For to see_ if he_ Would fall_ for her in-cog-

3 3

The second system continues the musical notation with guitar chords (Db, Cb, Eb/G, Cbmaj7, Bbm7, Abm7, Db/F) and lyrics. Triplet markings are present above the vocal line.

Eb/G Ebm Db Cb Eb/G

worse move_ She sent him scent-ed let-ters And he re-ceived them with a strange de-light_
ni-to_ And when he laid eyes on her He got the feel-ing they had met be-fore_ Un-

3 3

The final system on the page includes guitar chords (Eb/G, Ebm, Db, Cb, Eb/G) and lyrics. It concludes with a double bar line and a repeat sign.

Cbmaj7 Bbm7 Abm7 Db/F Eb/G Abm7 Db/F

Just like his wife But how she was be-fore the tears And how she was be-fore the
 can - ny how she Re-minds him of his lit - tle la - dy Ca - pa - ci - ty to give him

Eb/G Abm7 Db/F To Coda ⊕ Abm7 Gb/Bb Cb Cb/Db

years flew by— And how she was when she was beau - ti - ful. She signed the let - ter
 ali he needs . Just like his wife be-fore she

Ebm Db Abm7 Eb/F Abm7 Abm7 D.S. at Coda Db/F

"All yours, Ba - boosh - ka, Ba - boosh - ka, Ba - boosh - ka, ya, ya." - ka, ya, ya."

⊕ CODA Eb/G Abm7 Db/F Abm7 Gb/Bb Cb Cb/Db

freezed on him— Just like his wife when she was beau - ti - ful He shout - ed out "I'm

Ebm Db Abm7 Eb/G Abm7 Ebm Db

all yours, Ba - boosh-ka, Ba - boosh-ka, Ba - boosh - ka, ya, ya. — All yours. Ba -

Abm7 Eb/G Abm7 Ebm Abm7

PLAY 4 TIMES

boosh-ka, Ba-boosh - ka, Ba - boosh - ka, ya, ya. Ba - - ka ya ya."

Ebm Db Abm Eb/G Abm Abm Db/F Eb/G

(Ba-boosh -

Abm Db/F Eb Abm Db/F Eb

ka) (Ba - boosh - ka)

molto rit.

BREATHING

Words and Music by
KATE BUSH

Slowly

Dm Bb/D D/F# Gm D/A

Out - side _____ gets in - side, _____ or _____
We've lost our chance, we're the first and last, or _____

Gm/Bb D/F# G D/F#

_____ through her skin I've been out be - fore but
af - ter the blast — chips of plu - to - ni - um are

Gm C/E Dm Bb/D

this time it's much sa - fer in. Last night _____
twin - kl - ing in ev - 'ry lung. I love my

D/F# Gm D/A Gm/Bb D/F#

in the sky, oh such a bright light
 be - lov - ed, oh all and ev - ry - where

D/F# Gm C/E Dm F CHORUS

My ra - dar sends me dan - ger But my in - stincts tell me to keep } Breath - ing
 On - ly the fools - blew it You and me knew life it - self is }

Bb Bb/C Dm F Bb Bb/C

Breath - ing, Breath - ing my moth - er in,

Dm F Bb Bb/C Dm F

Breath - ing My be - lov - ed in Breath - ing

Bb Bb/C Dm F Bb Bb/C

Breath-ing her ni - co - tine Breath - ing, Breath-ing the fall - out in

Dm F Bb Bb/C Dm

out, in, — out in, out in, — out. Breath -

Bb Bb/C Dm F

ing. out, in, — out, in, out, in, — out, in,

Bb Bb/C Dm

out, in, — out, out, out, out.

RUNNING UP THAT HILL

Words and Music by
KATE BUSH

Piano introduction in C minor, 4/4 time. The right hand features a melodic line with eighth and sixteenth notes, while the left hand provides a steady bass line with chords.

Two systems of piano accompaniment. The first system shows the initial chords and melodic fragments. The second system continues the accompaniment with more complex rhythmic patterns in the right hand.

Vocal melody and piano accompaniment for the first verse. The vocal line includes two versions of the first line. Chord diagrams for Cm, Ab, Bb, and Gm are provided above the staff. A triplet of eighth notes is marked with a '3' over it.

1. It does - n't hurt _____ me. Do you want to feel _____ how it feels? -
2. You don't want to hurt _____ me. but see _____ how deep _____ the bul - let lies. -

Vocal melody and piano accompaniment for the second verse. Chord diagrams for Ab, Bb, Cm, Gm, Ab, and Bb are provided above the staff.

Do you want to know, know that it does - n't hurt _____ me?
Un - a - ware, I'm tear - ing you a - sun - der.

2nd time only

Cm Gm Ab Bb Cm Gm

Do you want to hear a-bout the deal — that I'm mak - ing?
 There is thun-der in our hearts. _____ Is there so much hate for the ones we love?

Ab Bb Cm Gm Ab Bb

_____ Tell me we both mat - ter. Don't we? _____

Ab Eb Fm Ab Eb Fm

You. _____ you and me, _____ and
 You. _____

2nd time only

Ab Eb Fm Abmaj7 CHORUS

you and me. _____ Won't be un-hap - py. And If I on - ly could, _____ I'd make a



Musical staff with melody and lyrics: deal with God. — And I'd get him to swap our pla - ces. Be run - ning up that road. —

deal with God. — And I'd get him to swap our pla - ces. Be run - ning up that road. —

Piano accompaniment for the first system, including treble and bass clefs.



Musical staff with melody and lyrics: — Be run-ning Up That Hill. — Be run-ning up that build - ing. If I on - ly could.

— Be run-ning Up That Hill. — Be run-ning up that build - ing. If I on - ly could.

Piano accompaniment for the second system, including treble and bass clefs.



Musical staff with lyrics: Oh. Oh.

Oh. Oh.

Piano accompaniment for the third system, including treble and bass clefs.



Musical staff with lyrics: You; —

You; —

Piano accompaniment for the fourth system, including treble and bass clefs.

Fm Ab Eb Fm Ab Eb

you and me. ————— you and me, —————

Fm Ab Bb

— won't be un-hap-py. Come on, ba-by. Come on, dar-ling.

Cm Ab Bb

Let me steal this mo-ment from you, now. Come on, an-gel, — come on, come on, dar-ling;

Cm Cm

let's ex-change the ex-pe-ri-ence. Oh. —————



Musical notation for the first system, including a treble clef staff with rests and a grand staff with piano accompaniment.



Musical notation for the second system, including a treble clef staff with a triplet of eighth notes and a grand staff with piano accompaniment.

If I on - ly could, _____ I'd make a deal with God; _____ and I'd get him to swap our pla -



Musical notation for the third system, including a treble clef staff with eighth notes and a grand staff with piano accompaniment.

- ces. _____ And be run-ning up that_ road... Be Run-ning Up That_ Hill, _____



Musical notation for the fourth system, including a treble clef staff with a triplet of eighth notes and a grand staff with piano accompaniment.

with no prob - lems. _____ If I on - ly could _____ be

Cm



Run-ning Up That Hill, with no prob - lems.

Cm



If on - ly I could be Run-ning Up That Hill. If

FINE

on - ly I could be Run-ning Up That Hill.

HAMMER HORROR

Words and Music by
KATE BUSH

Slowly

mf *tremolo* *sfp*

1. You stood in the Bell-tower but now you're gone
2. Re hears-ing in your things I feel guil-ty
Who calls me from the oth-er side of the street

so who knows all the sights of Nô tre Dame?
And re trac-ing all the scenes of your big hit
And who taps me on the shoul-der I turn a-round but you're

— They've got the stars for the gal-lant hearts. I'm the re-placement for your part. But
— Oh, God you need-ed the lead-ing role It was-n't me who made you go, though, Now
gone. I've got a hunch that you're fol-low-ing To get your own back on me. So

Chord diagrams: Ebm, Bb/D, Db, Ab, Eb, D+, Gb

Gbsus4 Gb Fb Ab

all I want to do is for - get you, friend —

Detailed description: This system contains the first line of music. It features a vocal line with lyrics and a piano accompaniment. Above the vocal line, four guitar chords are indicated: Gbsus4, Gb, Fb, and Ab. The piano accompaniment consists of a treble and bass clef with various notes and rests.

CHORUS

Ebm Db Ab Gb

Ham-mer Hor-ror — Ham-mer Hor-ror — won't leave it a-lone —

Detailed description: This system contains the second line of music, labeled 'CHORUS'. It features a vocal line with lyrics and a piano accompaniment. Above the vocal line, four guitar chords are indicated: Ebm, Db, Ab, and Gb. The piano accompaniment continues with a treble and bass clef.

Ebm Db Ab Gb

The first time in my life I keep the lights — on to ease my soul —

Detailed description: This system contains the third line of music. It features a vocal line with lyrics and a piano accompaniment. Above the vocal line, four guitar chords are indicated: Ebm, Db, Ab, and Gb. The piano accompaniment continues with a treble and bass clef.

Ebm Db Ab

Ham-mer Hor-ror Ham-mer Hor-ror won't leave it a-lone — I don't

Detailed description: This system contains the fourth line of music. It features a vocal line with lyrics and a piano accompaniment. Above the vocal line, three guitar chords are indicated: Ebm, Db, and Ab. The piano accompaniment continues with a treble and bass clef.

Ab Abmaj7 Ab6 *To Coda* Ebsus4 Eb

know, — is this the right thing to do? —

2Gb Ab Cb Abm7 Gb

do? — Oo — oo — oo —

Ab Cb Abm Gb Ab *D%. at Coda*

oo —

♠ *CODA* Ebsus4 Eb D+ Db

do?

HOUNDS OF LOVE

Words and Music by
KATE BUSH

F C Bbmaj7

When I was a child_ run-ning in the night_ a -

F Dm Bbmaj7

fraid_ of what might be Hid-ing in the dark_ Hid-ing in the street_ and of

Dm C Bbmaj7

what was fol-low-ing me Now Hounds Of

Am Dm Bbmaj7

Love are hunt - ing_

Am C Dm Bbmaj7

I've al - ways been a cow - ard

The first system of music features a vocal line in the treble clef and piano accompaniment in the grand staff. The vocal line begins with a half rest, followed by a quarter note G4, a quarter note A4, a quarter note Bb4, a quarter note C5, a quarter note Bb4, a quarter note A4, a quarter note G4, and a half note F4. The piano accompaniment consists of a steady eighth-note bass line in the left hand and chords in the right hand. Chord diagrams for Am, C, Dm, and Bbmaj7 are provided above the vocal line.

Am C Dm

And I don't know whats good for me _____ Oh here I go _

The second system continues the vocal line with a half rest, a quarter note G4, a quarter note A4, a quarter note Bb4, a quarter note C5, a quarter note Bb4, a quarter note A4, a quarter note G4, and a half note F4. The piano accompaniment continues with the same rhythmic pattern. Chord diagrams for Am, C, and Dm are provided above the vocal line.

F Dm Bbmaj7

It's com-ing for me through the trees _____

The third system features a vocal line starting with a half rest, followed by a quarter note G4, a quarter note A4, a quarter note Bb4, a quarter note C5, a quarter note Bb4, a quarter note A4, a quarter note G4, and a half note F4. The piano accompaniment continues. Chord diagrams for F, Dm, and Bbmaj7 are provided above the vocal line.

F Dm Bbmaj7

Oh help me some - one help me please _____

The fourth system features a vocal line starting with a half rest, followed by a quarter note G4, a quarter note A4, a quarter note Bb4, a quarter note C5, a quarter note Bb4, a quarter note A4, a quarter note G4, and a half note F4. The piano accompaniment continues. Chord diagrams for F, Dm, and Bbmaj7 are provided above the vocal line.



You take my shoes off and throw



them in the lake And I'll be two



Steps on the water.



I found a fox caught by dogs He let me take him in my



hand His lit - tle heart it beat so fast — and I'm a -



shamed of run - ning a - way from noth - ing real — I just can't



deal — with this but I'm still a - fraid to be — there.



A - mong your Hounds Of Love.



And feel your



arms sur - round - me.



I've al - ways been a cow - ard



and nev - er know whats good for me -

Dm F Dm

Oh here I go _____ don't let me go

This system contains the first three measures of the piece. It features a vocal line with lyrics and a piano accompaniment. Above the first staff are guitar chord diagrams for Dm, F, and Dm. The piano part consists of chords in the right hand and a bass line in the left hand.

Bbmaj7 F

Hold me down _____ It's

This system contains the next three measures. It includes guitar chord diagrams for Bbmaj7 and F. The vocal line continues with the lyrics, and the piano accompaniment provides harmonic support.

Dm Bbmaj7 F

com-ing for me through _ the trees _____ Oh help me dar -

This system contains the next three measures. It includes guitar chord diagrams for Dm, Bbmaj7, and F. The vocal line continues with the lyrics, and the piano accompaniment continues.

Dm Bbmaj7

- ling help me please. _____

This system contains the final two measures of the piece. It includes guitar chord diagrams for Dm and Bbmaj7. The vocal line concludes with the lyrics, and the piano accompaniment ends.

F Dm Bbmaj7

You take my shoes off and throw them in the lake And I'll be

F Dm Bbmaj7

two steps on the water.

F

I don't know what's good for me I don't know what's good

Bbmaj7 F

for me I need love love love love love Yeah

Detailed description: This is a musical score for guitar and piano. It consists of four systems of music. Each system includes a vocal line with lyrics, a piano accompaniment with treble and bass staves, and guitar chord diagrams. The chords are F, Dm, and Bbmaj7. The lyrics are: 'You take my shoes off and throw them in the lake And I'll be two steps on the water. I don't know what's good for me I don't know what's good for me I need love love love love love Yeah'. The score features various musical notations such as notes, rests, and triplets.

Bbmaj7



Your love

F



Bbmaj7



And take my shoes off and throw them in the

Bb6



F



lake Do you know what I real-ly need? What I

Bbmaj7



F



real-ly need I need love love love love.

ARMY DREAMERS

Words and Music by
KATE BUSH

Moderato

Bm Em F#m A Bm

B. F. P. O. Ar - my

dream - ers And mam-my's he - ro.

Em F#m A Bm Em

B. F. P. O. And

F#m A Bm Em F#m

A Bm VERSE Em F#m

mam-my's he - ro. 1 Our - lit - tle Ar - my boy, is com - ing home from
2 Tears - o'er a tin box, oh Je - sus Christ he

A Bm Em F#m

B. F. P. O. I've a bunch of pur-ple flowers to dec-or-ate a
 was-n't to know. Like a chick-en with a fox he can-not win the

A Bm Em F#m

mam-my's he-ro. Mourn-ing in the ae-ro-drome, the weath-er warm-er
 war with e-go. Give the kid the pick of pips, and give him all your

A Bm Em F#m

he is cold-er. Four men in un-i-form to car-ry home my
 stripes and rib-bons. Now he's sit-ting in his hole, he might as well have

CHORUS

A Bm E D

lit-tle sold-ier. } What could he do? Should have been a rock star. But he did-n't
 but-tons and bows. }

F#m Bm E D

have the mon-ey for a gui - tar. But he nev - er
 What could he do? Should have been a pol - i - ti - cian.

F#m Bm E D

had a pro-per ed - u - ca - tion. But he nev-er
 What could he do? Should have been a fath - er.

F#m Bm D E G Bm

ev - en make it to his twen - ties. What a waste of Ar - my dream - ers

G D/F# G Bm G

Oh — what a waste of Ar - my dream - ers.

G D/F# G Bm

Oh— what a waste of all them Ar - my dream - ers

G Bm G Bm G

Ar - my dream - ers Ar - my dream - ers.

Bm Em F#m A

doo 'n doo 'n doo 'n doo. — De oo 'n doo de doo 'n doo. —
B. F. P. — O.

Bm Em F#m A

THREE TIMES: *D.C. and repeat introduction to fade.*

(sim) 1st & 3rd time Ar - my dream - ers mam-my's he - ro,

CLOUDBUSTING

Words and Music by
KATE BUSH

Chorus:
 I On still top of the dream world look - ing of
 Or - ga - non. I wake up cry - ing
 o - ver the edge you could see them com - ing.

Verse:
 You're mak - ing rain, and you're just in
 You look'd to small in their big black

Bridge:
 reach car when you and sleep es - cape me. You're
 to be a threat to the men in power. I

Chords:
 C#m: x34553 (0)
 B: x24422 (0)
 A: x02220 (0)

C#m B C#m B

like my yo - yo that glows in the dark what
hid my yo - yo in glows the gar - den.

C#m B C#m B


made it spe - cial you made it dan - ger - ous.
I can't hide you from the gov - ern - ment.


C#m B

So I bu - ry it, and for -
Oh god Dad - dy. I won't for -

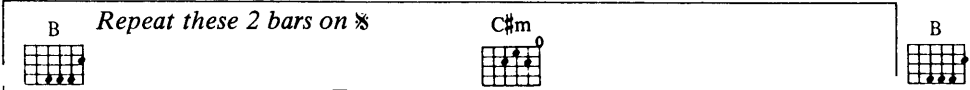
C#m


get.
get.





1. But ev-'ry time it rains you're here in my head, —
 2. 'Cause }
 And }




Repeat these 2 bars on


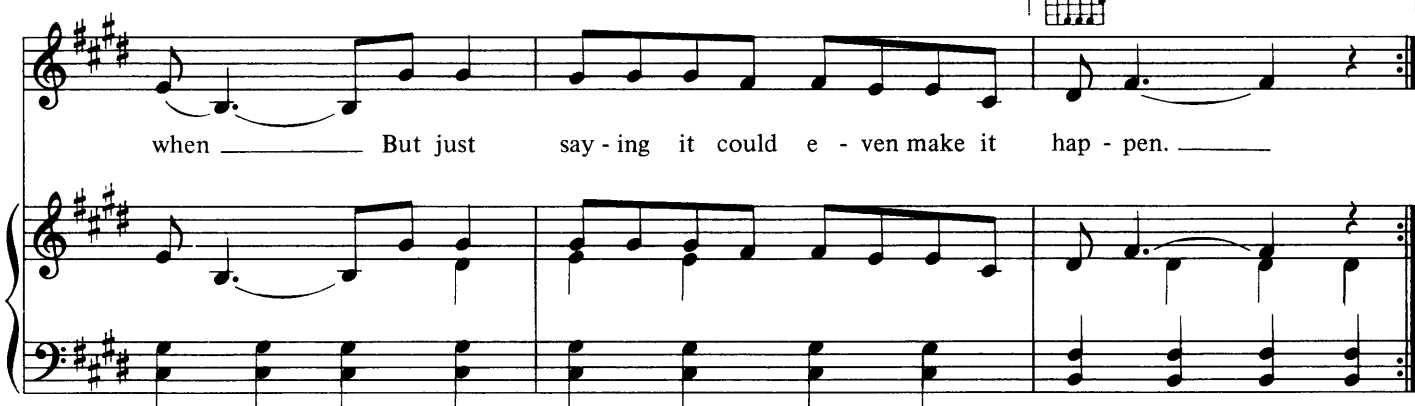
like the sun's com-ing out. — Ooh — I just
 like your sun's com-ing out. —





know that some-thing good is goin' to hap - pen. — I don't know





when — But just say - ing it could e - ven make it hap - pen. —

2. B A B C#m

hap - pen. _____

This system contains the first four measures of the piece. It features a vocal line with the lyrics "hap - pen." and a piano accompaniment. Above the vocal line, four guitar chord diagrams are provided: B (x24232), A (022202), B (x24232), and C#m (x23454). The piano part consists of a treble and bass clef with chords and melodic lines.

B A B C#m to Coda ⊕

This system contains the next four measures. It includes guitar chord diagrams for B, A, B, and C#m. The piano accompaniment continues with chords and melodic lines. The system concludes with the instruction "to Coda ⊕".

B F#m B C#m

This system contains the next four measures. It includes guitar chord diagrams for B, F#m, B, and C#m. The piano accompaniment continues with chords and melodic lines.

B F#m B C#m D. % al Coda ⊕

This system contains the final four measures of the page. It includes guitar chord diagrams for B, F#m, B, and C#m. The piano accompaniment concludes with chords and melodic lines. The system ends with the instruction "D. % al Coda ⊕".

B F#m B

Just say - ing it could e - ven make it hap -

CODA

C#m B F#m

pen.

B C#m B Repeat and Fade

Yea Yea Yea

F#m B C#m

Oh. _____
(your sun's coming out).

**HOT
SONGS**

KATE

A sensational collection of books simmering
with the **HOT SONGS** of some of the most exciting artistes of popular music

ARMY DREAMERS

BABOOSHKA

BREATHING

CLOUDBUSTING

HAMMER HORROR

HOUNDS OF LOVE

RUNNING UP THAT HILL

WUTHERING HEIGHTS

BUSH

ALSO AVAILABLE

AC/DC
CHUCK BERRY
DAVID BOWIE 1
DAVID BOWIE 2
BREAD
KATE BUSH
CHER

EDDIE COCHRAN/BUDDY HOLLY
FATS DOMINO/LITTLE RICHARD
EAGLES
GLORIA ESTEFAN
HALL & OATES
WHITNEY HOUSTON 1
WHITNEY HOUSTON 2
MICHAEL JACKSON 1

MICHAEL JACKSON 2
BILLY JOEL 1
BILLY JOEL 2
ELTON JOHN 1
ELTON JOHN 2
JERRY LEE LEWIS
MADONNA
MIKE OLDFIELD

ELVIS PRESLEY
QUEEN 1
QUEEN 2
JIM REEVES
CLIFF RICHARD
NEIL SEDAKA
STATUS QUO

EMI Music Publishing Limited

Published by

IMP

International Music Publications Limited

Southend Road, Woodford Green, Essex IG8 8HN, England

Order Ref. 14355

ISBN 1-85909-011-7



9 781859 090114